

## SMOOTHY STANDARD TRIMLESS

**A36697-** -

base number LED Color  
Dimming Temperature

- To build a product code in our configurator select the specify button on the base model # product page
- To build a manual product code on this datasheet choose from the options listed below in blue font and add the suffix to the base model #

### GENERAL

Series: Smoothy  
Subseries: Smoothy Standard  
Partner: Prolicht  
Division: Architectural  
Installation: Trimless  
Product Type: Ceiling Recessed  
Mounting Location: Ceiling  
Light Distribution: Direct

### PHYSICAL

Shape: Square  
Length (mm): 370  
Length (in): 14 <sup>9</sup>/<sub>16</sub>"  
Width (mm): 370  
Width (in): 14 <sup>9</sup>/<sub>16</sub>"  
Depth (mm): 176  
Depth (in): 6 <sup>15</sup>/<sub>16</sub>"  
Ceiling Thickness (mm): 10 / 12.5 / 15 / 25 / 30  
Ceiling Thickness (in): 3/8 or 1/2 or 9/16 or 1 or 1 3/16  
Min. Recessing Depth (mm): 200  
Min. Recessing Depth (in): 7 <sup>7</sup>/<sub>8</sub>"  
Weight (kg): 4.236  
Weight (lbs): 9.32  
Diffuser: PMMA - Opal  
Fixture Material: Extruded Aluminum / Steel  
Cut-out Measurements: 405mm / 15 15/16" x 405mm 15 15/16"  
Upon Request: Unique Sizes Unique Ceiling Thickness Unique Mounting Depth Spot Inserts

### ELECTRICAL

Lamp Type: LED (Zhaga Standard)  
Input Wattage (W): 13.2  
Total Output Wattage (W): 12.4  
Dimming: Non-Dimmable  
Driver Included: Yes  
Driver Location: Integrated  
Driver Type: Constant Current - Universal  
Driver Class: Class 2  
Input Voltage (V): 120 - 277  
Constant Current (MA): 350  
Upon Request: (Not included - see components) Integral: 0-10Vdc dimming / Phase dimming 120Vac only

### LED

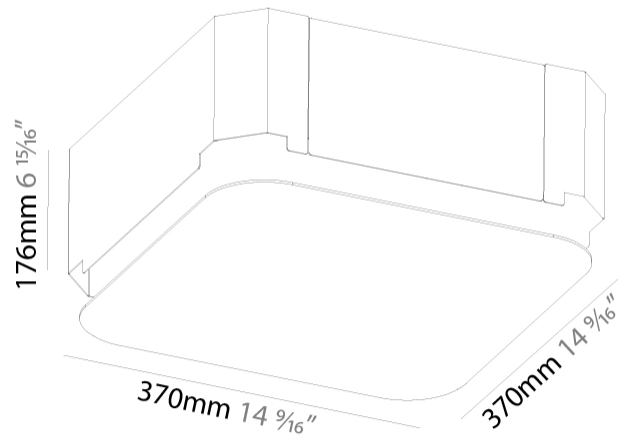
Color Temperature (°K): 3000 / 4000  
Max. Delivered Lumen (lm): 1090 / 1130  
CRI: >80 CRI  
Efficiency (%): 0.804  
Lamp Life (hrs): 50000  
Upon Request: Other CCT available

### OPTICAL

#### RATINGS AND CERTIFICATIONS

Certified By: Certified for North American Standards  
IP rating: IP20

PROJECT
TYPE
SPECIFIER
QUANTITY
DATE



200mm 7 <sup>7</sup>/<sub>8</sub>" 405mm x 405mm 15 15/16" x 15 15/16" 10 | 12 1/2 | 15 | 25 | 30mm 3/8" 1/2" 9/16" 1" 1 3/16"



## SMOOTHY STANDARD TRIMLESS

A36697-

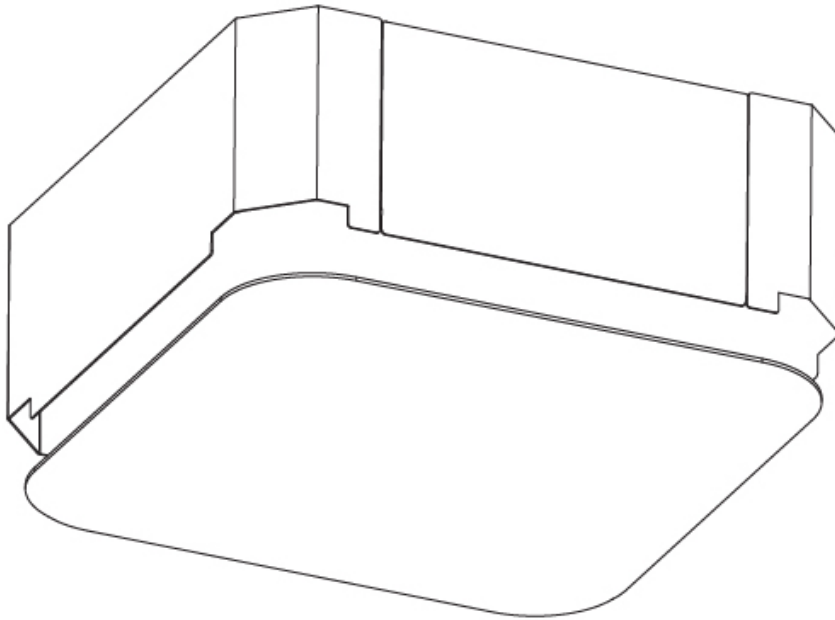
PROJECT

TYPE

SPECIFIER

QUANTITY

DATE



## SMOOTHLINE TRIMLESS

### A37514- -

base number LED Dimming Color Temperature

- To build a product code in our configurator select the specify button on the base model # product page
- To build a manual product code on this datasheet choose from the options listed below in blue font and add the suffix to the base model #

#### GENERAL

Series: Smoothy  
 Subseries: Smoothline  
 Partner: Prolicht  
 Division: Architectural  
 Installation: Trimless  
 Product Type: Ceiling Recessed  
 Mounting Location: Ceiling  
 Light Distribution: Direct

#### PHYSICAL

Shape: Oval  
 Length (mm): 600  
 Length (in): 23 5/8  
 Width (mm): 195  
 Width (in): 7 11/16  
 Depth (mm): 165  
 Depth (in): 6 1/2  
 Ceiling Thickness (mm): 10 / 12.5 / 15 / 25 / 30  
 Ceiling Thickness (in): 3/8 or 1/2 or 9/16 or 1 or 1 3/16  
 Min. Recessing Depth (mm): 180  
 Min. Recessing Depth (in): 7 1/16  
 Weight (kg): 3.8  
 Weight (lbs): 7.6  
 Diffuser: PMMA - Opal  
 Fixture Material: Extruded Aluminum / Steel  
 Cut-out Measurements: 635mm / 25" x 230mm / 9 1/16"  
 Upon Request: Unique Sizes Unique Ceiling Thickness Unique Mounting Depth Spot Inserts

#### ELECTRICAL

Lamp Type: LED (Zhaga Standard)  
 Input Wattage (W): 20.5  
 Total Output Wattage (W): 18  
 Dimming: Tri-Mode (Non-Dimming and Phase Dimming (120Vac only) and 0-10V Dimming)  
 Driver Included: Yes  
 Driver Location: Integrated  
 Driver Type: Constant Current - Universal  
 Driver Class: Class 2  
 Input Voltage (V): 120 - 277  
 Constant Current (MA): 500

#### LED

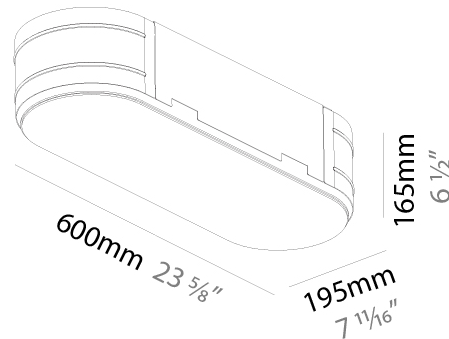
Color Temperature (°K): 3000 / 4000  
 Max. Delivered Lumen (lm): 1560 / 1710  
 CRI: >80 CRI  
 Lamp Life (hrs): 50000  
 Upon Request: Other CCT available

#### OPTICAL

#### RATINGS AND CERTIFICATIONS

Certified By: Certified for North American Standards  
 IP rating: IP20

PROJECT
TYPE
SPECIFIER
QUANTITY
DATE



635mm x 230mm  
25" x 9 1/16"



10 | 12 1/2 | 15 | 25 | 30mm  
3/8" | 1/2" | 9/16" | 1" | 3/16"



## SMOOTHLINE TRIMLESS

A37514-

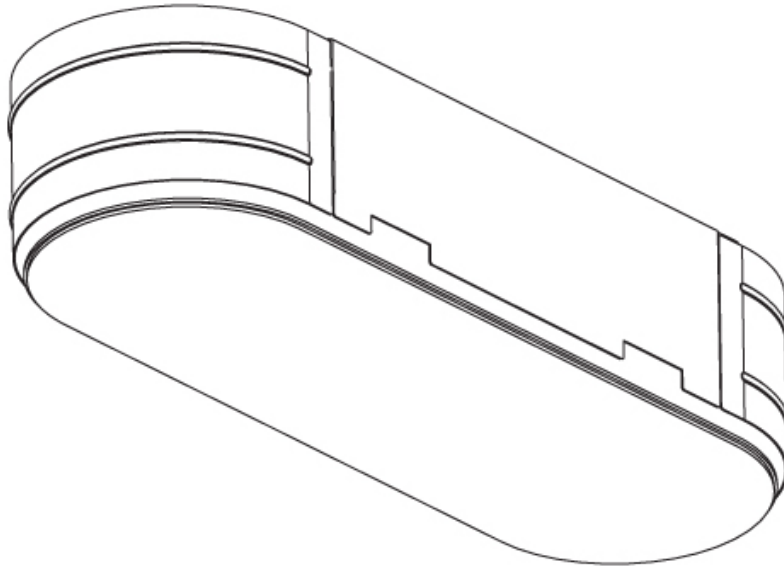
PROJECT

TYPE

SPECIFIER

QUANTITY

DATE



## SMOOTHLINE TRIMLESS

### A37516- -

base number LED Dimming Color Temperature

- To build a product code in our configurator select the specify button on the base model # product page
- To build a manual product code on this datasheet choose from the options listed below in blue font and add the suffix to the base model #

#### GENERAL

Series: Smoothy  
 Subseries: Smoothline  
 Partner: Prolicht  
 Division: Architectural  
 Installation: Trimless  
 Product Type: Ceiling Recessed  
 Mounting Location: Ceiling  
 Light Distribution: Direct

#### PHYSICAL

Shape: Oval  
 Length (mm): 900  
 Length (in): 35 7/16  
 Width (mm): 195  
 Width (in): 7 11/16  
 Depth (mm): 165  
 Depth (in): 6 1/2  
 Ceiling Thickness (mm): 10 / 12.5 / 15 / 25 / 30  
 Ceiling Thickness (in): 3/8 or 1/2 or 9/16 or 1 or 1 3/16  
 Min. Recessing Depth (mm): 180  
 Min. Recessing Depth (in): 7 1/16  
 Weight (kg): 5.756  
 Weight (lbs): 12.66  
 Diffuser: PMMA - Opal  
 Fixture Material: Extruded Aluminum / Steel  
 Cut-out Measurements: 935mm / 36 15/16" x 230mm / 9 1/16"  
 Upon Request: Unique Sizes Unique Ceiling Thickness Unique Mounting Depth Spot Inserts

#### ELECTRICAL

Lamp Type: LED (Zhaga Standard)  
 Input Wattage (W): 31.5  
 Total Output Wattage (W): 27  
 Dimming: Tri-Mode (Non-Dimming and Phase Dimming (120Vac only) and 0-10V Dimming)  
 Driver Included: Yes  
 Driver Location: Integrated  
 Driver Type: Constant Current - Universal  
 Driver Class: Class 2  
 Input Voltage (V): 120 - 277  
 Constant Current (MA): 500

#### LED

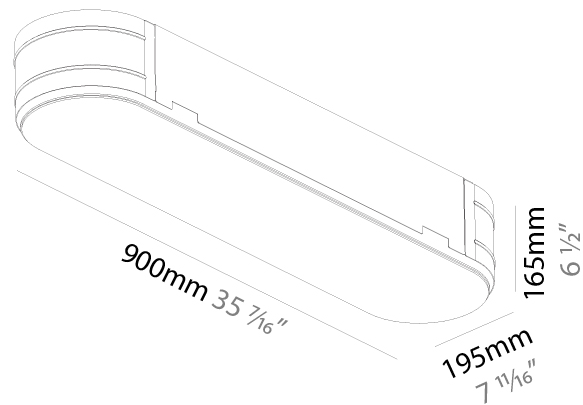
Color Temperature (°K): 3000 / 4000  
 Max. Delivered Lumen (lm): 2340 / 2570  
 CRI: >80 CRI  
 Lamp Life (hrs): 50000  
 Upon Request: Other CCT available

#### OPTICAL

#### RATINGS AND CERTIFICATIONS

Certified By: Certified for North American Standards  
 IP rating: IP20

PROJECT
TYPE
SPECIFIER
QUANTITY
DATE



935mm x 230mm  
 36 13/16" x 9 1/16"



10 | 12 1/2 | 15 | 25 | 30mm  
 3/8" | 1/2" | 9/16" | 1" | 3/16"



A37516-

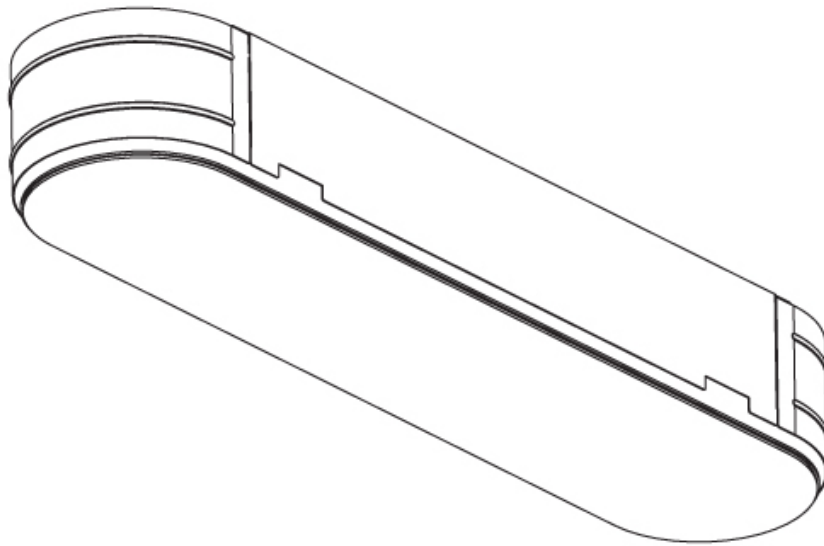
PROJECT

TYPE

SPECIFIER

QUANTITY

DATE



## SMOOTHLINE TRIMLESS

**A37518-** -

base number    LED    Color  
Dimming    Dimming    Temperature

- To build a product code in our configurator select the specify button on the base model # product page
- To build a manual product code on this datasheet choose from the options listed below in blue font and add the suffix to the base model #

### GENERAL

Series: Smoothy  
Subseries: Smoothline  
Partner: Prolicht  
Division: Architectural  
Installation: Trimless  
Product Type: Ceiling Recessed  
Mounting Location: Ceiling  
Light Distribution: Direct

### PHYSICAL

Shape: Oval  
Length (mm): 1200  
Length (in): 47 1/4  
Width (mm): 195  
Width (in): 7 11/16  
Depth (mm): 165  
Depth (in): 6 1/2  
Ceiling Thickness (mm): 10 / 12.5 / 15 / 25 / 30  
Ceiling Thickness (in): 3/8 or 1/2 or 9/16 or 1 or 1 3/16  
Min. Recessing Depth (mm): 180  
Min. Recessing Depth (in): 7 1/16  
Weight (kg): 7.6  
Weight (lbs): 16.72  
Diffuser: PMMA - Opal  
Fixture Material: Extruded Aluminum / Steel  
Cut-out Measurements: 1235mm / 48 5/8" x 230mm / 9 1/16"  
Upon Request: Unique Sizes Unique Ceiling Thickness Unique Mounting Depth Spot Inserts

### ELECTRICAL

Lamp Type: LED (Zhaga Standard)  
Input Wattage (W): 42  
Total Output Wattage (W): 36  
Dimming: [Tri-Mode \(Non-Dimming and Phase Dimming \(120Vac only\) and 0-10V Dimming\)](#)  
Driver Included: Yes  
Driver Location: Integrated  
Driver Type: Constant Current - Universal  
Driver Class: Class 2  
Input Voltage (V): 120 - 277  
Constant Current (MA): 500

### LED

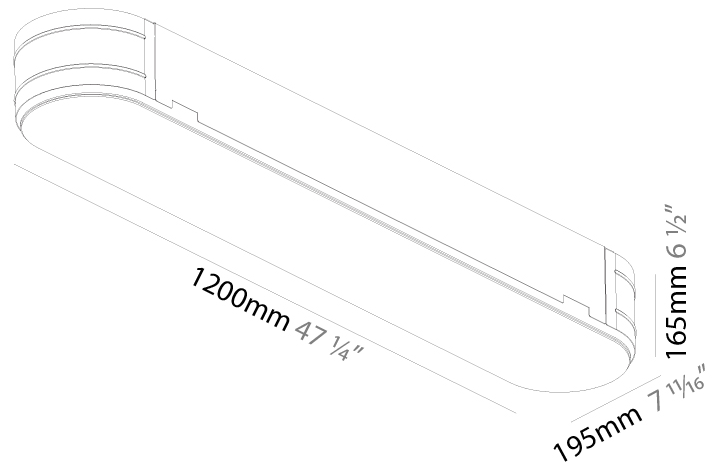
[Color Temperature \(°K\): 3000 / 4000](#)  
Max. Delivered Lumen (lm): 3120 / 3420  
CRI: >80 CRI  
Lamp Life (hrs): 50000  
Upon Request: Other CCT available

### OPTICAL

### RATINGS AND CERTIFICATIONS

Certified By: Certified for North American Standards  
IP rating: IP20

PROJECT
TYPE
SPECIFIER
QUANTITY
DATE



1235mm x 230mm  
48 5/8" x 9 1/16"



10 | 12 1/2 | 15 | 25 | 30mm  
3/8" | 1/2" | 9/16" | 1" | 3/16"



## SMOOTHLINE TRIMLESS

A37518-

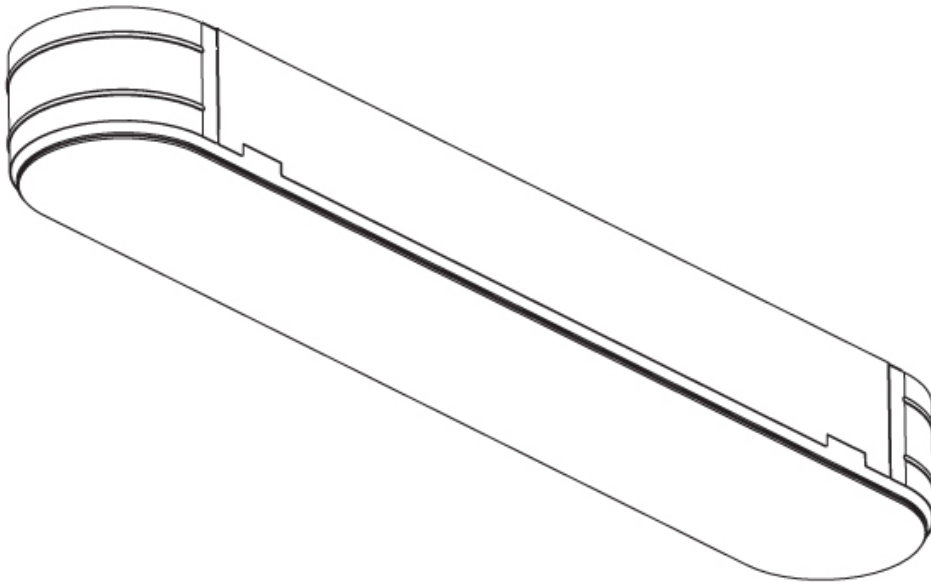
PROJECT

TYPE

SPECIFIER

QUANTITY

DATE



## SMOOTHLINE TRIMLESS

### A37520-

base number    LED    Color  
Dimming    Temperature

- To build a product code in our configurator select the specify button on the base model # product page
- To build a manual product code on this datasheet choose from the options listed below in blue font and add the suffix to the base model #

#### GENERAL

Series: Smoothy  
Subseries: Smoothline  
Partner: Prolicht  
Division: Architectural  
Installation: Trimless  
Product Type: Ceiling Recessed  
Mounting Location: Ceiling  
Light Distribution: Direct

#### PHYSICAL

Shape: Oval  
Length (mm): 1500  
Length (in): 59 1/16  
Width (mm): 195  
Width (in): 7 11/16  
Depth (mm): 165  
Depth (in): 6 1/2  
Ceiling Thickness (mm): 10 / 12.5 / 15 / 25 / 30  
Ceiling Thickness (in): 3/8 or 1/2 or 9/16 or 1 or 1 3/16  
Min. Recessing Depth (mm): 180  
Min. Recessing Depth (in): 7 1/16  
Weight (kg): 9.4  
Weight (lbs): 20.68  
Diffuser: PMMA - Opal  
Fixture Material: Extruded Aluminum / Steel  
Cut-out Measurements: 1535mm / 60 7/16" x 230mm / 9 1/16"  
Upon Request: Unique Sizes Unique Ceiling Thickness Unique Mounting Depth Spot Inserts

#### ELECTRICAL

Lamp Type: LED (Zhaga Standard)  
Input Wattage (W): 52.5  
Total Output Wattage (W): 45  
Dimming: Tri-Mode (Non-Dimming and Phase Dimming (120Vac only) and 0-10V Dimming)  
Driver Included: Yes  
Driver Location: Integrated  
Driver Type: Constant Current - Universal  
Driver Class: Class 2  
Input Voltage (V): 120 - 277  
Constant Current (MA): 500

#### LED

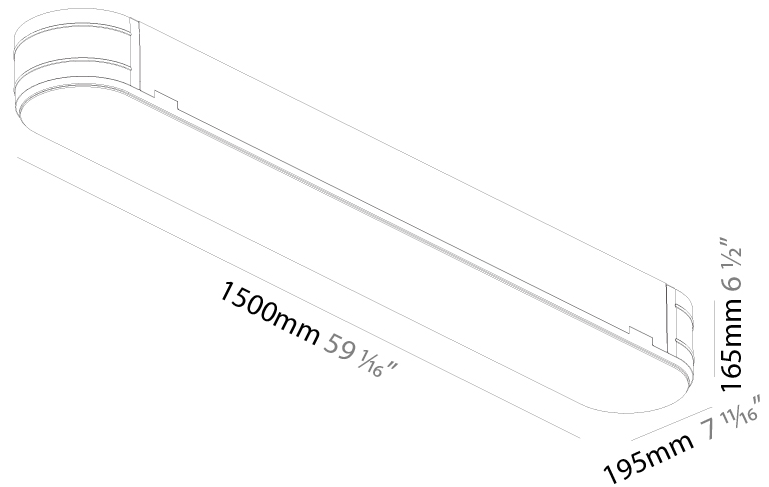
Color Temperature (°K): 3000 / 4000  
Max. Delivered Lumen (lm): 3890 / 4280  
CRI: >80 CRI  
Lamp Life (hrs): 50000  
Upon Request: Other CCT available

#### OPTICAL

#### RATINGS AND CERTIFICATIONS

Certified By: Certified for North American Standards  
IP rating: IP20

PROJECT
TYPE
SPECIFIER
QUANTITY
DATE



1535mm x 230mm  
60 7/16" x 9 1/16"



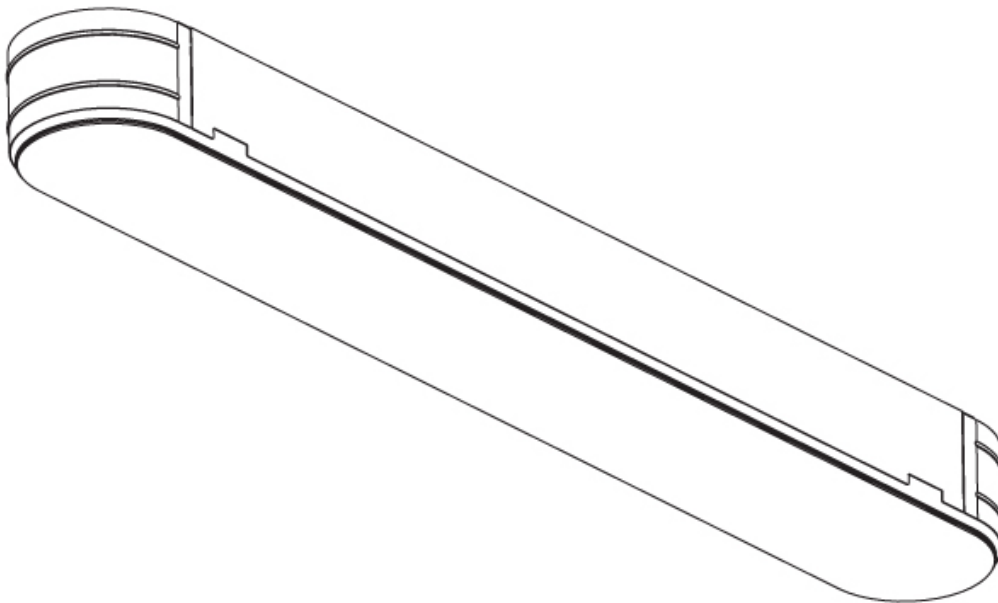
10 | 12 1/2 | 15 | 25 | 30mm  
3/8" | 1/2" | 9/16" | 1" | 1 3/16"



## SMOOTHLINE TRIMLESS

A37520-

PROJECT	_____
TYPE	_____
SPECIFIER	_____
QUANTITY	_____
DATE	_____



PROJECT	
TYPE	
SPECIFIER	
QUANTITY	
DATE	

## SMOOTHY STANDARD RECESSED

### A37595-

base number	LED Dimming	Color Temperature	Finishes (Diamond)	Diffuser Options
-------------	-------------	-------------------	--------------------	------------------

- To build a product code in our configurator select the specify button on the base model # product page
- To build a manual product code on this datasheet choose from the options listed below in blue font and add the suffix to the base model #

#### GENERAL

Series: Smoothy  
 Subseries: Smoothy Standard  
 Partner: Prolicht  
 Division: Architectural  
 Installation: Recessed  
 Product Type: Ceiling Recessed  
 Mounting Location: Ceiling  
 Light Distribution: Direct

#### PHYSICAL

Shape: Square  
 Length (mm): 392  
 Length (in): 15 7/16  
 Width (mm): 392  
 Width (in): 15 7/16  
 Height (mm): 150  
 Height (in): 5 7/8  
 Ceiling Thickness (mm): 10 / 12.5 / 15 / 25  
 Ceiling Thickness (in): 3/8 or 1/2 or 9/16 or 1  
 Min. Recessing Depth (mm): 160  
 Min. Recessing Depth (in): 6 5/16  
 Weight (kg): 4.341  
 Weight (lbs): 9.57  
 Diffuser: PMMA - Opal or Micro-Prism  
 Fixture Finish: SSR / BKV / CWI / CRY / HAB / UFT / ITA / RUA / FTG / MYG / LOD / PUS / FRO / FUP / KIA / POP / BLS / SPG / MEY / GOH / CHC / COM / ABZ / JAG / OBR / MOS / ROR  
 Fixture Material: Extruded Aluminum / Steel  
 Cut-out Measurements: 375mm / 14 3/4" x 375mm / 14 3/4"

#### ELECTRICAL

Lamp Type: LED (Zhaga Standard)  
 Input Wattage (W): 13.2  
 Total Output Wattage (W): 12  
 Dimming: Non-Dimmable  
 Driver Included: Yes  
 Driver Location: Integrated  
 Driver Type: Constant Current - Universal  
 Driver Class: Class 2  
 Input Voltage (V): 120 - 277  
 Constant Current (MA): 350  
 Upon Request: (Not included - see components) Integral: 0-10Vdc dimming / Phase dimming 120Vac only

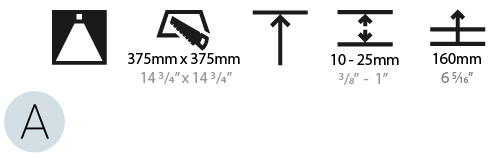
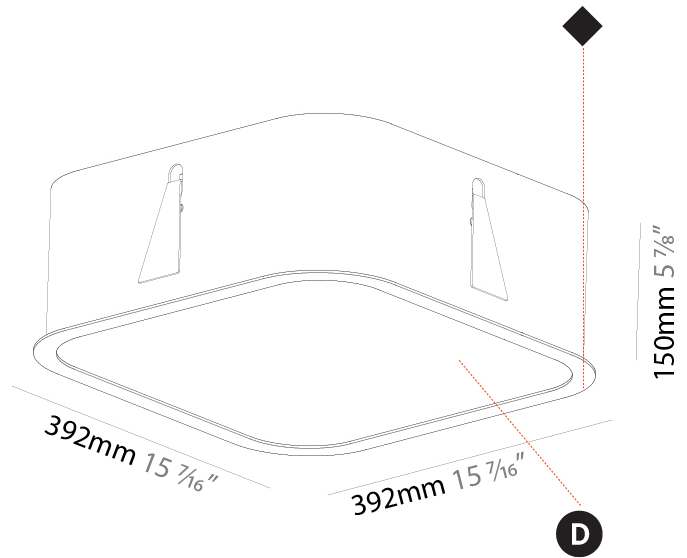

#### LED

Color Temperature (°K): 3000 / 4000  
 Max. Delivered Lumen (lm): 1380 / 1430  
 CRI: >80 CRI  
 Efficiency (%): 0.827  
 Lamp Life (hrs): 50000  
 Upon Request: Other CCT available

#### OPTICAL

#### RATINGS AND CERTIFICATIONS

Certified By: Certified for North American Standards  
 IP rating: IP20



## SMOOTHY STANDARD RECESSED

A37595-

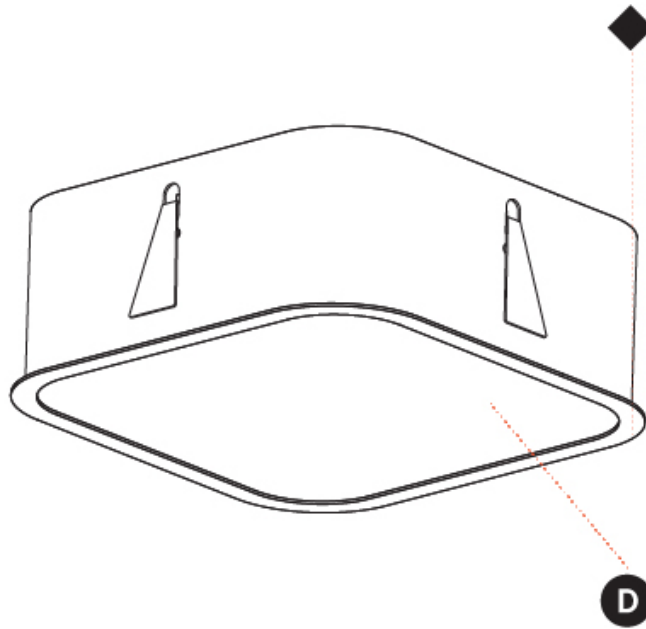
PROJECT \_\_\_\_\_

TYPE \_\_\_\_\_

SPECIFIER \_\_\_\_\_

QUANTITY \_\_\_\_\_

DATE \_\_\_\_\_



A

## SMOOTHY STANDARD RECESSED

### A37599-

base number LED Dimming Color Temperature Finishes (Diamond) Diffuser Options

- To build a product code in our configurator select the specify button on the base model # product page
- To build a manual product code on this datasheet choose from the options listed below in blue font and add the suffix to the base model #

#### GENERAL

Series: Smoothy  
 Subseries: Smoothy Standard  
 Partner: Prolicht  
 Division: Architectural  
 Installation: Recessed  
 Product Type: Ceiling Recessed  
 Mounting Location: Ceiling  
 Light Distribution: Direct

#### PHYSICAL

Shape: Square  
 Length (mm): 622  
 Length (in): 24 1/2  
 Width (mm): 622  
 Width (in): 24 1/2  
 Height (mm): 150  
 Height (in): 5 7/8  
 Ceiling Thickness (mm): 10 / 12.5 / 15 / 25  
 Ceiling Thickness (in): 3/8 or 1/2 or 9/16 or 1  
 Min. Recessing Depth (mm): 160  
 Min. Recessing Depth (in): 6 5/16  
 Weight (kg): 12.317  
 Weight (lbs): 27.10  
 Diffuser: PMMA - Opal or Micro-Prism  
 Fixture Finish: SSR / BKV / CWI / CRY / HAB / UFT / ITA / RUA / FTG / MYG / LOD / PUS / FRO / FUP / KIA / POP / BLS / SPG / MEY / GOH / CHC / COM / ABZ / JAG / OBR / MOS / ROR  
 Fixture Material: Extruded Aluminum / Steel  
 Cut-out Measurements: 605mm / 23 13/16" x 605mm / 23 13/16"

#### ELECTRICAL

Lamp Type: LED (Zhaga Standard)  
 Input Wattage (W): 55  
 Total Output Wattage (W): 49.7  
 Dimming: Non-Dimmable  
 Driver Included: Yes  
 Driver Location: Integrated  
 Driver Type: Constant Current - Universal  
 Driver Class: Class 2  
 Input Voltage (V): 120 - 277  
 Constant Current (MA): 350  
 Upon Request: (Not included - see components) Integral: 0-10Vdc dimming / Phase dimming 120Vac only

#### LED

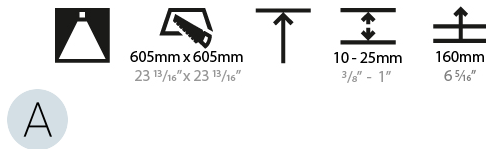
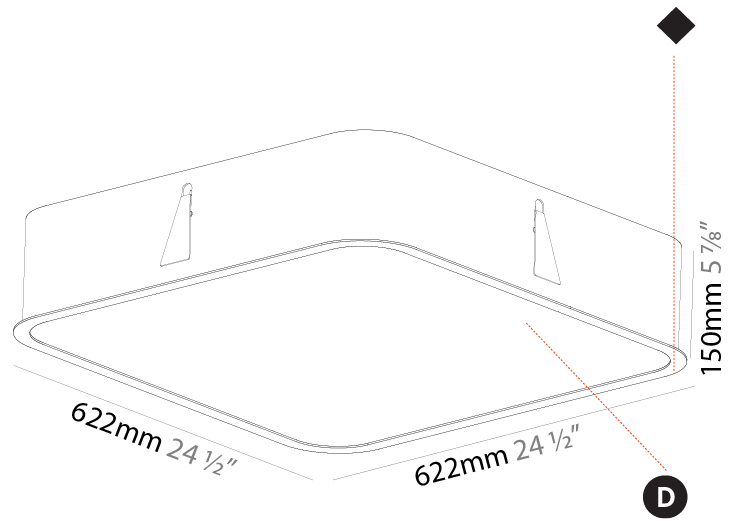
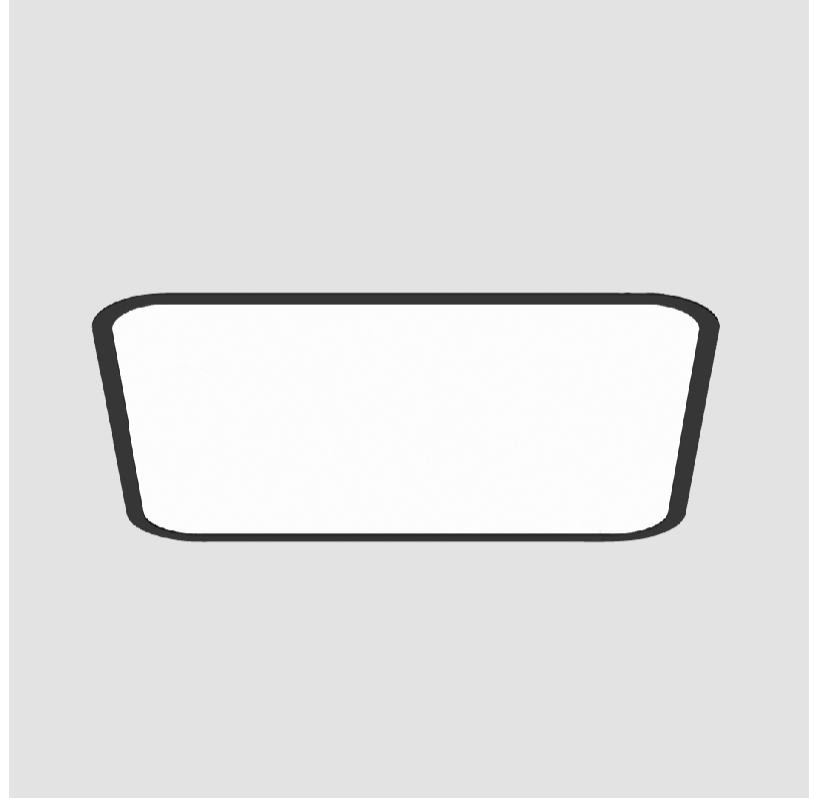
Color Temperature (°K): 3000 / 4000  
 Max. Delivered Lumen (lm): 5520 / 5720  
 CRI: >80 CRI  
 Efficiency (%): 0.827  
 Lamp Life (hrs): 50000  
 Upon Request: Other CCT available

#### OPTICAL

#### RATINGS AND CERTIFICATIONS

Certified By: Certified for North American Standards  
 IP rating: IP20

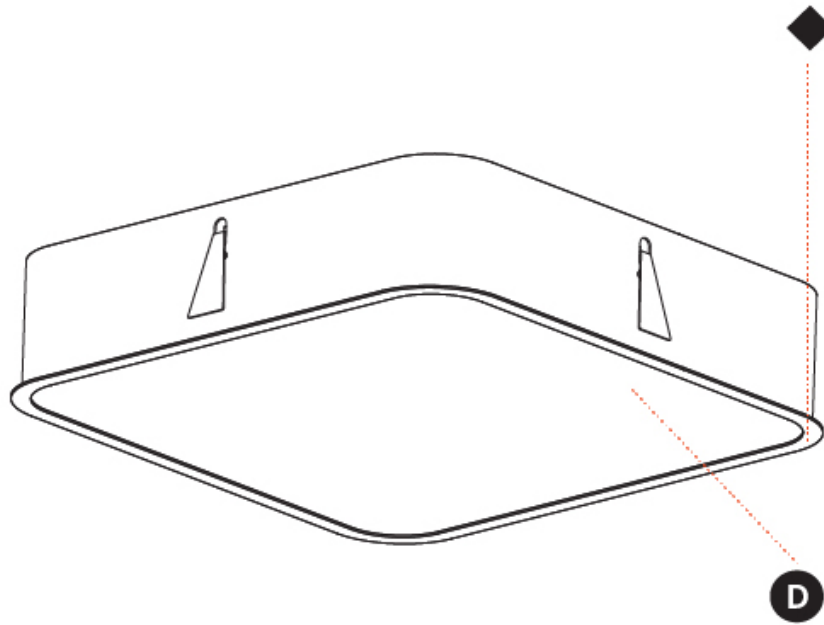
PROJECT	
TYPE	
SPECIFIER	
QUANTITY	
DATE	



## SMOOTHY STANDARD RECESSED

A37599-

PROJECT	_____
TYPE	_____
SPECIFIER	_____
QUANTITY	_____
DATE	_____



PROJECT	_____
TYPE	_____
SPECIFIER	_____
QUANTITY	_____
DATE	_____

## SMOOTHY STANDARD RECESSED

### A37603-

base number	LED	Color	Finishes	Diffuser
	Dimming	Temperature	(Diamond)	Options

- To build a product code in our configurator select the specify button on the base model # product page
- To build a manual product code on this datasheet choose from the options listed below in blue font and add the suffix to the base model #

#### GENERAL

Series: Smoothy  
 Subseries: Smoothy Standard  
 Partner: Prolicht  
 Division: Architectural  
 Installation: Recessed  
 Product Type: Ceiling Recessed  
 Mounting Location: Ceiling  
 Light Distribution: Direct

#### PHYSICAL

Shape: Square  
 Length (mm): 1222  
 Length (in): 48 1/8  
 Width (mm): 622  
 Width (in): 24 1/2  
 Height (mm): 150  
 Height (in): 5 7/8  
 Ceiling Thickness (mm): 10 / 12.5 / 15 / 25  
 Ceiling Thickness (in): 3/8 or 1/2 or 9/16 or 1  
 Min. Recessing Depth (mm): 160  
 Min. Recessing Depth (in): 6 5/16  
 Weight (kg): 24.4  
 Weight (lbs): 53.68  
 Diffuser: PMMA - Opal or Micro-Prism  
 Fixture Finish: SSR / BKV / CWI / CRY / HAB / UFT / ITA / RUA / FTG / MYG / LOD / PUS / FRO / FUP / KIA / POP / BLS / SPG / MEY / GOH / CHC / COM / ABZ / JAG / OBR / MOS / ROR  
 Fixture Material: Extruded Aluminum / Steel  
 Cut-out Measurements: 1205mm / 47 7/16" x 605mm / 23 13/16"

#### ELECTRICAL

Lamp Type: LED (Zhaga Standard)  
 Input Wattage (W): 108.9  
 Total Output Wattage (W): 99  
 Dimming: Non-Dimmable  
 Driver Included: Yes  
 Driver Location: Integrated  
 Driver Type: Constant Current - Universal  
 Driver Class: Class 2  
 Input Voltage (V): 120 - 277  
 Constant Current (MA): 450

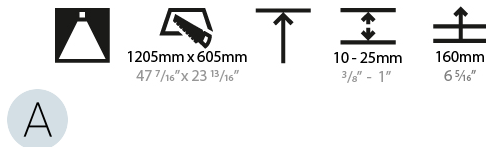
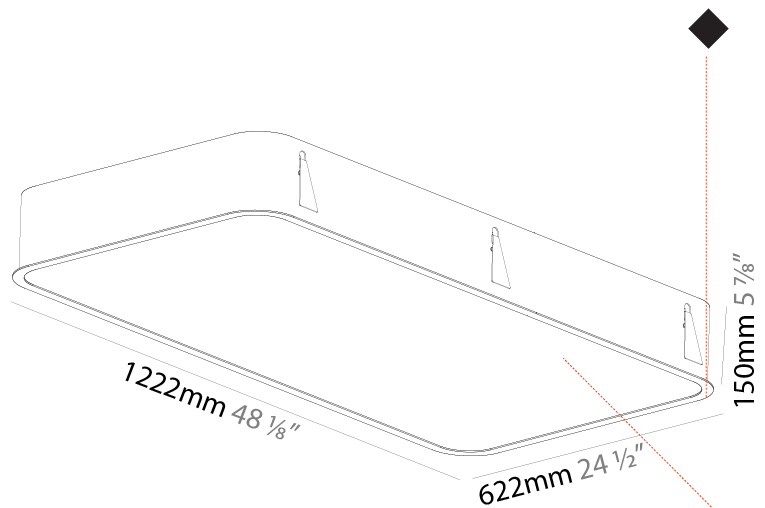
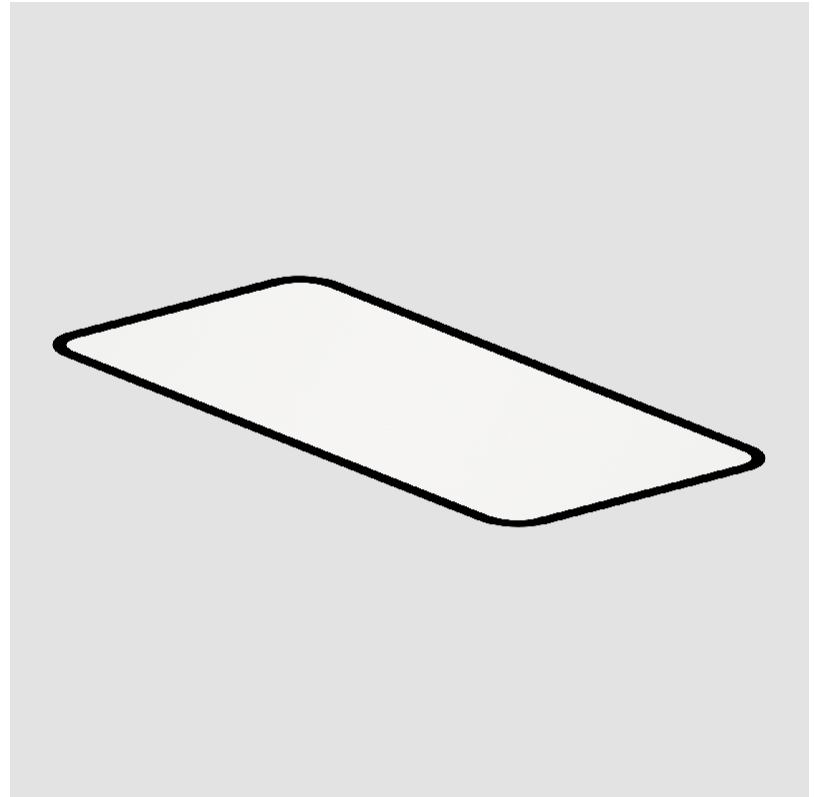
#### LED

Color Temperature (\*K): 3000 / 4000  
 Max. Delivered Lumen (lm): 11050 / 11450  
 CRI: >80 CRI  
 Efficiency (%): 0.827  
 Lamp Life (hrs): 50000  
 Upon Request: Other CCT available

#### OPTICAL

#### RATINGS AND CERTIFICATIONS

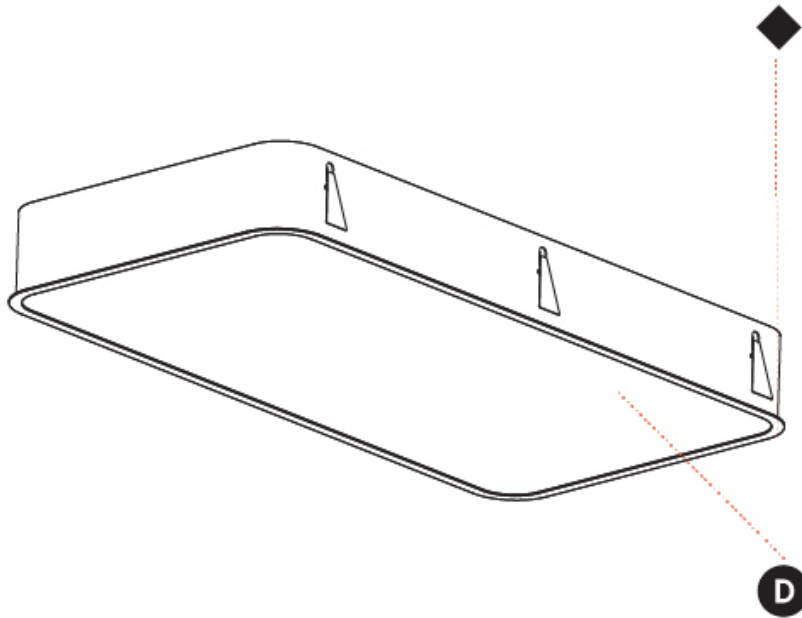
Certified By: Certified for North American Standards  
 IP rating: IP20



## SMOOTHY STANDARD RECESSED

A37603-

PROJECT	_____
TYPE	_____
SPECIFIER	_____
QUANTITY	_____
DATE	_____



A

PROJECT
TYPE
SPECIFIER
QUANTITY
DATE

## SMOOTHY STANDARD TRIMLESS

### A37652- -

base number LED Dimming Color Temperature

- To build a product code in our configurator select the specify button on the base model # product page
- To build a manual product code on this datasheet choose from the options listed below in blue font and add the suffix to the base model #

#### GENERAL

Series: Smoothy  
 Subseries: Smoothy Standard  
 Partner: Prolicht  
 Division: Architectural  
 Installation: Trimless  
 Product Type: Ceiling Recessed  
 Mounting Location: Ceiling  
 Light Distribution: Direct

#### PHYSICAL

Shape: Square  
 Length (mm): 600  
 Length (in): 23 5/8  
 Width (mm): 600  
 Width (in): 23 5/8  
 Depth (mm): 156  
 Depth (in): 6 1/8  
 Ceiling Thickness (mm): 10 / 12.5 / 15 / 25 / 30  
 Ceiling Thickness (in): 3/8 or 1/2 or 9/16 or 1  
 Min. Recessing Depth (mm): 180  
 Min. Recessing Depth (in): 7 1/16  
 Weight (kg): 12.549  
 Weight (lbs): 27.61  
 Diffuser: PMMA - Opal  
 Fixture Material: Extruded Aluminum / Steel  
 Cut-out Measurements: 635mm / 25" x 635mm / 25"  
 Upon Request: Unique Sizes Unique Ceiling Thickness Unique Mounting Depth Spot Inserts

#### ELECTRICAL

Lamp Type: LED (Zhaga Standard)  
 Input Wattage (W): 55  
 Total Output Wattage (W): 49.7  
 Dimming: Non-Dimmable  
 Driver Included: Yes  
 Driver Location: Integrated  
 Driver Type: Constant Current - Universal  
 Driver Class: Class 2  
 Input Voltage (V): 120 - 277  
 Constant Current (MA): 350  
 Upon Request: (Not included - see components) Integral: 0-10Vdc dimming / Phase dimming 120Vac only

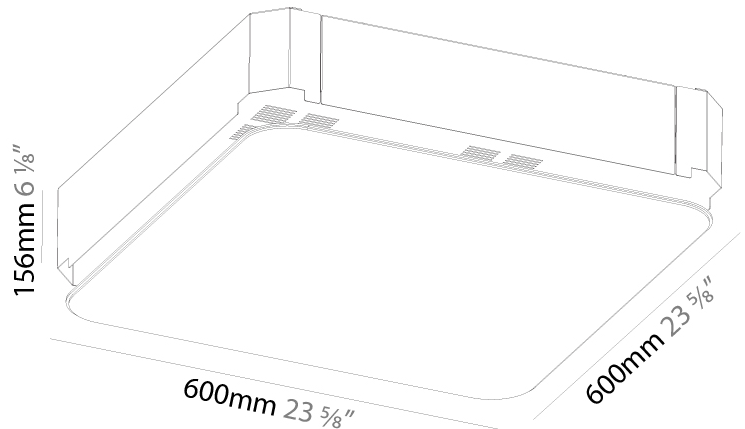

#### LED

Color Temperature (°K): 3000 / 4000  
 Max. Delivered Lumen (lm): 5370 / 5560  
 CRI: >80 CRI  
 Efficiency (%): 65 (5mm Perspex) / 80.40  
 Lamp Life (hrs): 50000  
 Upon Request: Other CCT available

#### OPTICAL

#### RATINGS AND CERTIFICATIONS

Certified By: Certified for North American Standards  
 IP rating: IP20



## SMOOTHY STANDARD TRIMLESS

A37652-

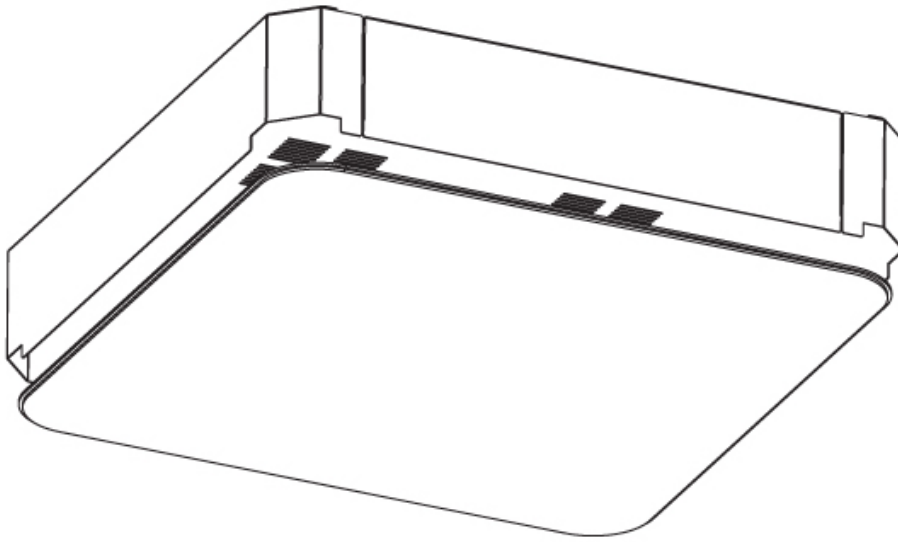
PROJECT

TYPE

SPECIFIER

QUANTITY

DATE



## SMOOTHLINE RECESSED

### A37749-

base number LED Dimming Color Temperature Finishes (Diamond) Diffuser Options

- To build a product code in our configurator select the specify button on the base model # product page
- To build a manual product code on this datasheet choose from the options listed below in blue font and add the suffix to the base model #

#### GENERAL

Series: Smoothy  
 Subseries: Smoothline  
 Partner: Prolicht  
 Division: Architectural  
 Installation: Recessed  
 Product Type: Ceiling Recessed  
 Mounting Location: Ceiling  
 Light Distribution: Direct

#### PHYSICAL

Shape: Oval  
 Length (mm): 652  
 Length (in): 25 1/16  
 Width (mm): 222  
 Width (in): 8 3/4  
 Depth (mm): 150  
 Depth (in): 5 7/8  
 Ceiling Thickness (mm): 10 / 12.5 / 15 / 25  
 Ceiling Thickness (in): 3/8 or 1/2 or 9/16 or 1  
 Min. Recessing Depth (mm): 160  
 Min. Recessing Depth (in): 6 5/16  
 Weight (kg): 4.033  
 Weight (lbs): 8.87  
 Diffuser: PMMA - Opal or Micro-Prism  
 Fixture Finish: SSR / BKV / CWI / CRY / HAB / UFT / ITA / RUA / FTG / MYG / LOD / PUS / FRO / FUP / KIA / POP / BLS / SPG / MEY / GOH / CHC / COM / ABZ / JAG / OBR / MOS / ROR  
 Fixture Material: Extruded Aluminum / Steel  
 Cut-out Measurements: 635mm / 25" x 205mm / 8 1/16"

#### ELECTRICAL

Lamp Type: LED (Zhaga Standard)  
 Input Wattage (W): 21  
 Total Output Wattage (W): 18  
 Dimming: Tri-Mode (Non-Dimming and Phase Dimming (120Vac only) and 0-10V Dimming)  
 Driver Included: Yes  
 Driver Location: Integrated  
 Driver Type: Constant Current - Universal  
 Driver Class: Class 2  
 Input Voltage (V): 120 - 277  
 Constant Current (MA): 500

#### LED

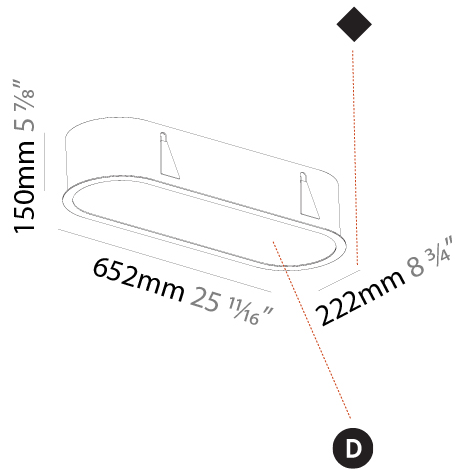

Color Temperature (°K): 3000 / 4000  
 Max. Delivered Lumen (lm): 1430 / 1570  
 CRI: >80 CRI  
 Lamp Life (hrs): 50000  
 Upon Request: Other CCT available

#### OPTICAL

#### RATINGS AND CERTIFICATIONS

Certified By: Certified for North American Standards  
 IP rating: IP20

PROJECT
TYPE
SPECIFIER
QUANTITY
DATE



635mm x 205mm  
25" x 8 1/16"



10 - 25mm  
3/8" - 1"



160mm  
6 5/16"



## SMOOTHLINE RECESSED

A37749-

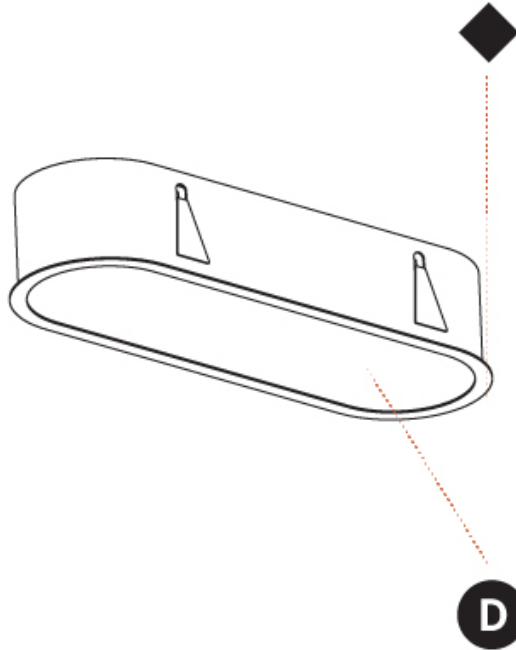
PROJECT

TYPE

SPECIFIER

QUANTITY

DATE



## SMOOTHLINE RECESSED

### A37756-

base number    Color    Finishes    Diffuser  
 Temperature    (Diamond)    Options

- To build a product code in our configurator select the specify button on the base model # product page
- To build a manual product code on this datasheet choose from the options listed below in blue font and add the suffix to the base model #

#### GENERAL

Series: Smoothy  
 Subseries: Smoothline  
 Partner: Prolicht  
 Division: Architectural  
 Installation: Recessed  
 Product Type: Ceiling Recessed  
 Mounting Location: Ceiling  
 Light Distribution: Direct

#### PHYSICAL

Shape: Oval  
 Length (mm): 952  
 Length (in): 37 1/2  
 Width (mm): 222  
 Width (in): 8 3/4  
 Depth (mm): 150  
 Depth (in): 5 7/8  
 Ceiling Thickness (mm): 10 / 12.5 / 15 / 25  
 Ceiling Thickness (in): 3/8 or 1/2 or 9/16 or 1  
 Min. Recessing Depth (mm): 160  
 Min. Recessing Depth (in): 6 5/16  
 Weight (kg): 5.93  
 Weight (lbs): 13.05  
 Diffuser: PMMA - Opal or Micro-Prism  
 Fixture Finish: SSR / BKV / CWI / CRY / HAB / UFT / ITA / RUA / FTG / MYG / LOD / PUS / FRO / FUP / KIA / POP / BLS / SPG / MEY / GOH / CHC / COM / ABZ / JAG / OBR / MOS / ROR  
 Fixture Material: Extruded Aluminum / Steel  
 Cut-out Measurements: 935mm / 36 13/16" x 205mm / 8 1/16"

#### ELECTRICAL

Lamp Type: LED (Zhaga Standard)  
 Input Wattage (W): 31.9  
 Total Output Wattage (W): 27  
 Dimming: Tri-Mode (Non-Dimming and Phase Dimming (120Vac only) and 0-10V Dimming)  
 Driver Included: Yes  
 Driver Location: Integrated  
 Driver Type: Constant Current - Universal  
 Driver Class: Class 2  
 Input Voltage (V): 120 - 277  
 Constant Current (MA): 500

#### LED

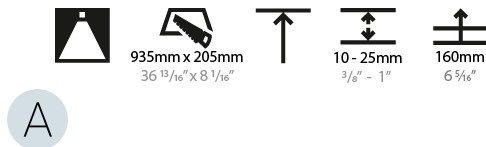
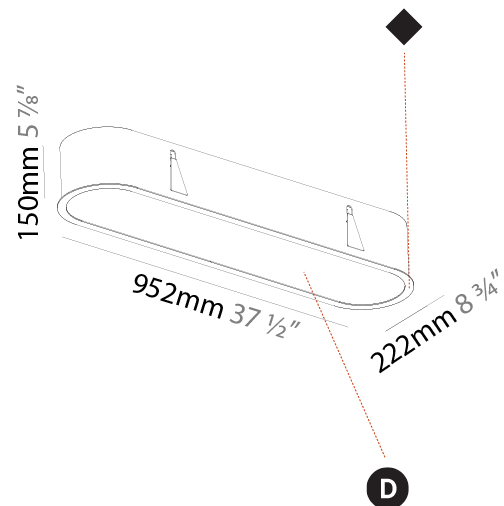

Color Temperature (°K): 3000 / 4000  
 Max. Delivered Lumen (lm): 2140 / 2350  
 CRI: >80 CRI  
 Lamp Life (hrs): 50000  
 Upon Request: Other CCT available

#### OPTICAL

#### RATINGS AND CERTIFICATIONS

Certified By: Certified for North American Standards  
 IP rating: IP20

PROJECT
TYPE
SPECIFIER
QUANTITY
DATE



## SMOOTHLINE RECESSED

A37756-

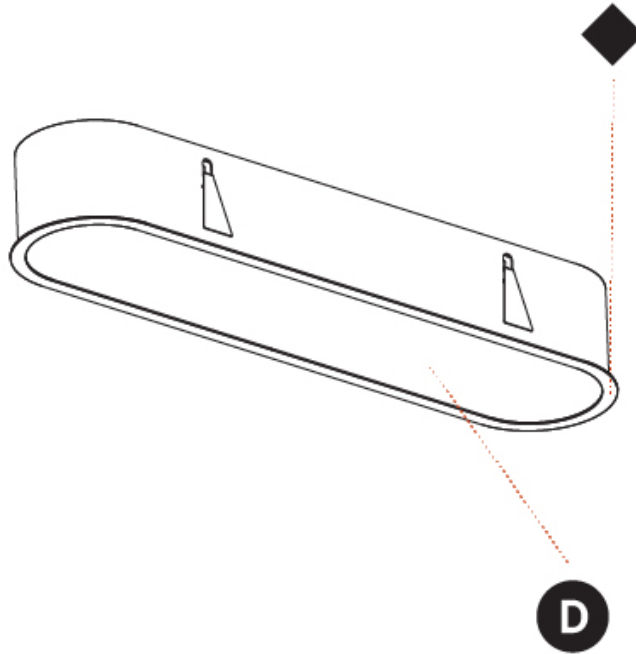
PROJECT

TYPE

SPECIFIER

QUANTITY

DATE



A

## SMOOTHLINE RECESSED

### A37757-

base number    LED    Color    Finishes    Diffuser  
 Dimming    Temperature    (Diamond)    Options

- To build a product code in our configurator select the specify button on the base model # product page
- To build a manual product code on this datasheet choose from the options listed below in blue font and add the suffix to the base model #

#### GENERAL

Series: Smoothy  
 Subseries: Smoothline  
 Partner: Prolicht  
 Division: Architectural  
 Installation: Recessed  
 Product Type: Ceiling Recessed  
 Mounting Location: Ceiling  
 Light Distribution: Direct

#### PHYSICAL

Shape: Oval  
 Length (mm): 1252  
 Length (in): 49 5/16  
 Width (mm): 222  
 Width (in): 8 3/4  
 Depth (mm): 150  
 Depth (in): 5 7/8  
 Ceiling Thickness (mm): 10 / 12.5 / 15 / 25  
 Ceiling Thickness (in): 3/8 or 1/2 or 9/16 or 1  
 Min. Recessing Depth (mm): 160  
 Min. Recessing Depth (in): 6 5/16  
 Weight (kg): 7.634  
 Weight (lbs): 16.80  
 Diffuser: PMMA - Opal or Micro-Prism  
 Fixture Finish: SSR / BKV / CWI / CRY / HAB / UFT / ITA / RUA / FTG / MYG / LOD / PUS / FRO / FUP / KIA / POP / BLS / SPG / MEY / GOH / CHC / COM / ABZ / JAG / OBR / MOS / ROR  
 Fixture Material: Extruded Aluminum / Steel  
 Cut-out Measurements: 1235mm / 48 5/8" x 205mm / 8 1/16"

#### ELECTRICAL

Lamp Type: LED (Zhaga Standard)  
 Input Wattage (W): 41.8  
 Total Output Wattage (W): 36  
 Dimming: Tri-Mode (Non-Dimming and Phase Dimming (120Vac only) and 0-10V Dimming)  
 Driver Included: Yes  
 Driver Location: Integrated  
 Driver Type: Constant Current - Universal  
 Driver Class: Class 2  
 Input Voltage (V): 120 - 277  
 Constant Current (MA): 500

#### LED

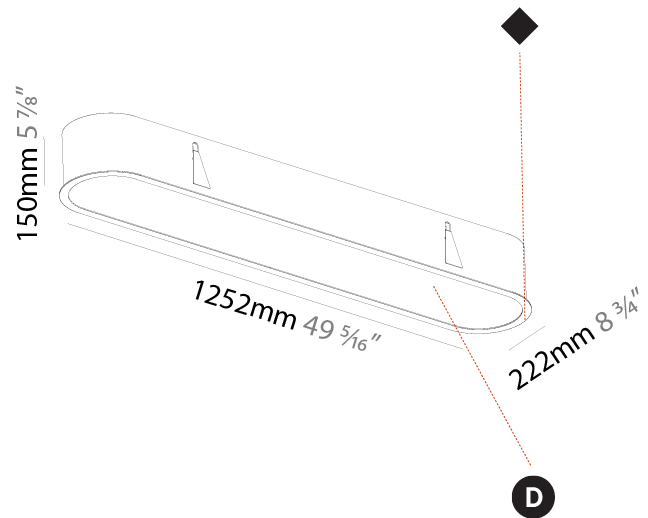
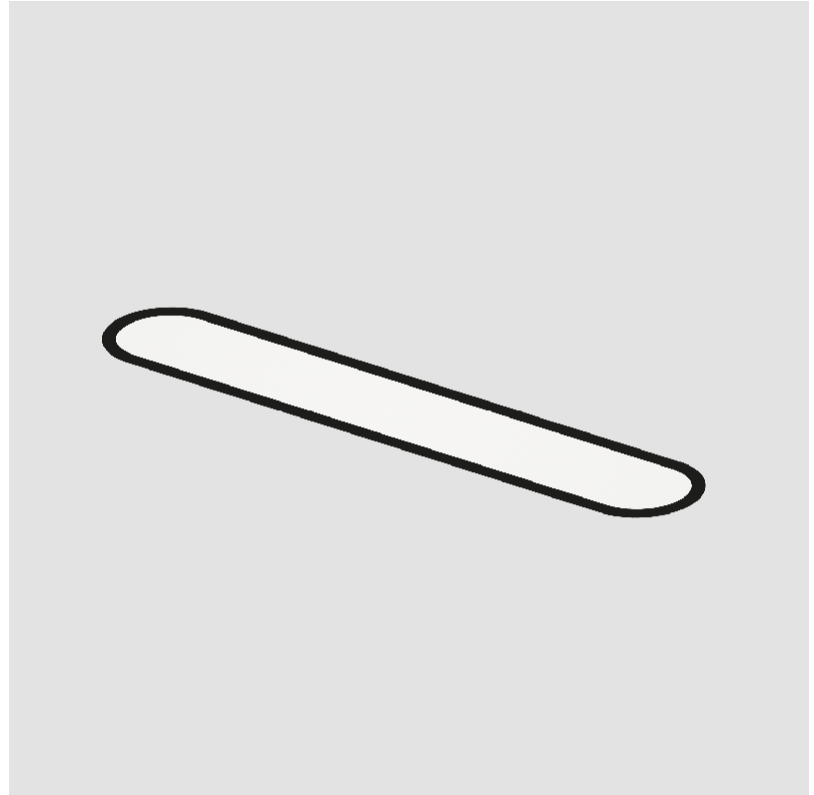
Color Temperature (°K): 3000 / 4000  
 Max. Delivered Lumen (lm): 2860 / 3140  
 CRI: >80 CRI  
 Lamp Life (hrs): 50000  
 Upon Request: Other CCT available

#### OPTICAL

#### RATINGS AND CERTIFICATIONS

Certified By: Certified for North American Standards  
 IP rating: IP20

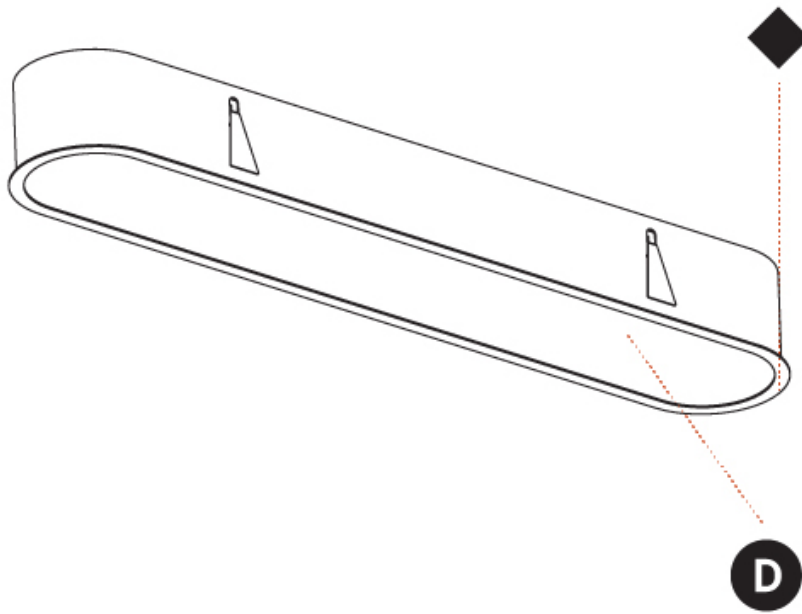
PROJECT
TYPE
SPECIFIER
QUANTITY
DATE



## SMOOTHLINE RECESSED

A37757-

PROJECT	_____
TYPE	_____
SPECIFIER	_____
QUANTITY	_____
DATE	_____



## SMOOTHLINE RECESSED

### A37761-

base number    LED    Color    Finishes    Diffuser  
 Dimming    Temperature    (Diamond)    Options

- To build a product code in our configurator select the specify button on the base model # product page
- To build a manual product code on this datasheet choose from the options listed below in blue font and add the suffix to the base model #

#### GENERAL

Series: Smoothy  
 Subseries: Smoothline  
 Partner: Prolicht  
 Division: Architectural  
 Installation: Recessed  
 Product Type: Ceiling Recessed  
 Mounting Location: Ceiling  
 Light Distribution: Direct

#### PHYSICAL

Shape: Oval  
 Length (mm): 1552  
 Length (in): 61 1/8  
 Width (mm): 222  
 Width (in): 8 3/4  
 Depth (mm): 150  
 Depth (in): 5 7/8  
 Ceiling Thickness (mm): 10 / 12.5 / 15 / 25  
 Ceiling Thickness (in): 3/8 or 1/2 or 9/16 or 1  
 Min. Recessing Depth (mm): 160  
 Min. Recessing Depth (in): 6 5/16  
 Weight (kg): 8.895  
 Weight (lbs): 19.57  
 Diffuser: PMMA - Opal or Micro-Prism  
 Fixture Finish: SSR / BKV / CWI / CRY / HAB / UFT / ITA / RUA / FTG / MYG / LOD / PUS / FRO / FUP / KIA / POP / BLS / SPG / MEY / GOH / CHC / COM / ABZ / JAG / OBR / MOS / ROR  
 Fixture Material: Extruded Aluminum / Steel  
 Cut-out Measurements: 1535mm / 60 7/16" x 205mm / 8 1/16"

#### ELECTRICAL

Lamp Type: LED (Zhaga Standard)  
 Input Wattage (W): 52.8  
 Total Output Wattage (W): 45  
 Dimming: Tri-Mode (Non-Dimming and Phase Dimming (120Vac only) and 0-10V Dimming)  
 Driver Included: Yes  
 Driver Location: Integrated  
 Driver Type: Constant Current - Universal  
 Driver Class: Class 2  
 Input Voltage (V): 120 - 277  
 Constant Current (MA): 500

#### LED

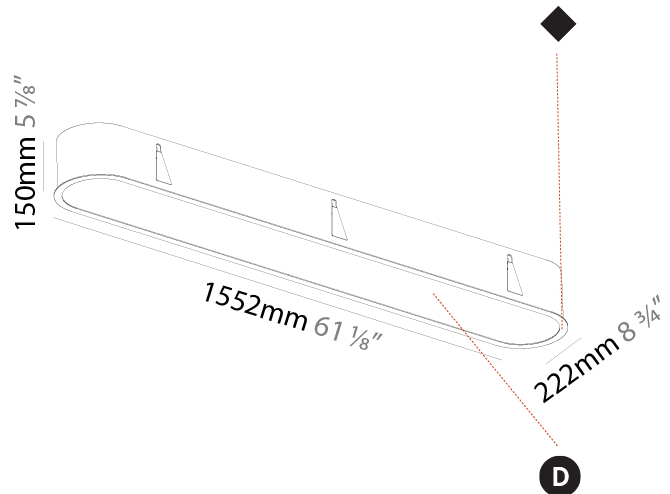
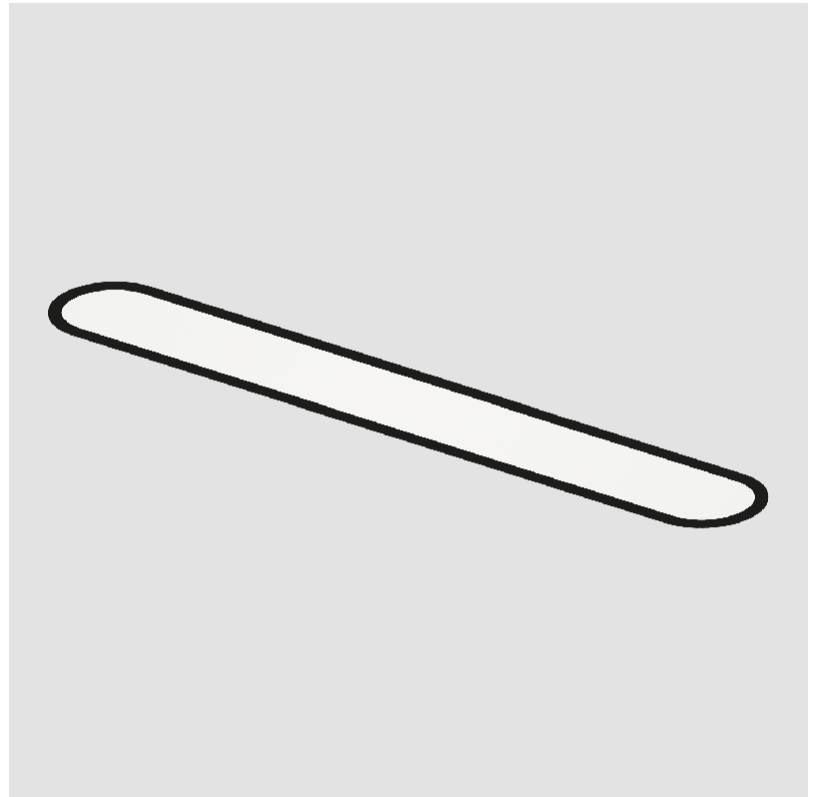
Color Temperature (°K): 3000 / 4000  
 Max. Delivered Lumen (lm): 3570 / 3920  
 CRI: >80 CRI  
 Lamp Life (hrs): 50000  
 Upon Request: Other CCT available

#### OPTICAL

#### RATINGS AND CERTIFICATIONS

Certified By: Certified for North American Standards  
 IP rating: IP20

PROJECT
TYPE
SPECIFIER
QUANTITY
DATE



1535mm x 205mm  
 60 7/16" x 8 1/16"



10 - 25mm  
 3/8" - 1"



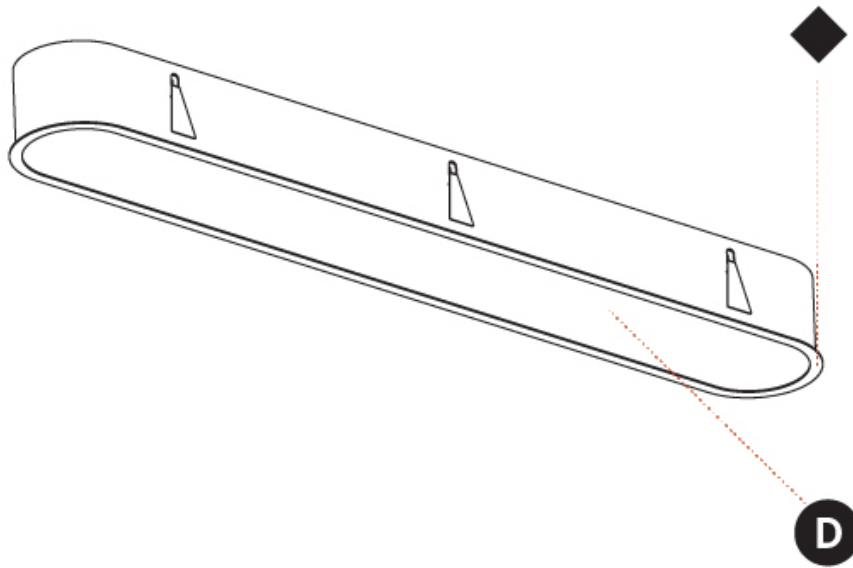
160mm  
 6 5/16"



## SMOOTHLINE RECESSED

A37761-

PROJECT	_____
TYPE	_____
SPECIFIER	_____
QUANTITY	_____
DATE	_____



## SMOOTHY COLOR FINISH CHART


PROJECT
TYPE
SPECIFIER
QUANTITY
DATE

### Fixture Finish

Sparkling Silver - 01 (SSR)



Black Velvet - 02 (BKV)



Crystal White - 03 (CWI)




Creamy - 04 (CRY)




Hampton Bay - 05 (HAB)



Urban Forest - 07 (UFT)



In the Army - 08 (ITA)




Rusty Angel - 09 (RUA)




Fade to Gray - 12 (FTG)



Mysterious Gray - 13 (MYG)




Lost Dream - 15 (LOD)



Purple Sky - 16 (PUS)



Fresh Oh - 17 (FRO)




Funky P. - 18 (FUP)



Kissing Aphrodite - 19 (KIA)




Poseidon's Paradise - 20 (POP)




Blue Sky - 21 (BLS)



Spring Green - 22 (SPG)



Mellow Yellow - 23 (MEY)



Golden Heart - 24 (GOH)



Champagne Cream - 26 (CHC)




Copper Mine - 27 (COM)



Ancient Bronze - 28 (ABZ)




Jazz Gold - 29 (JAG)



Olive Breeze - 30 (OBR)



Moonlight Silver - 31 (MOS)



Rosewood Red - 32 (ROR)



**Digital:** Not all screens are calibrated the same, and therefore, colors will appear differently between screens.

**Physical:** When texture is involved, there will be variations in color, character and tone within a product series and between product families.

**Champagne Cream, Copper Mine, Ancient Bronze + Jazz Gold:** These finishes have slight fading from specific powder coating production. Each luminaire will slightly vary.



### LEGEND

	floor-mounted		pivotable		special LED (upon request) RGB, RGBW, tunable, gold+, meat+, art+, fashion+
	wall and ceiling: recessed and surface mounted		rotating		warm dim / natural dimming LED
	ceiling-mounted and wall-mounted		illuminate tilted		rechargeable battery powered
	wall-mounted		color of suspension cable		fixture with natural vivid LED (upon request)
	omni-directional light distribution		length of suspension cable		color rendering index
	direct light distribution		reflector degree selection		color temperature
	direct/indirect light distribution		super spot		lumen (luminous flux)
	indirect light distribution		lens		efficacy (lumens per watt)
	asymmetric light distribution		lens pack		Unified Glare Rating (UGR) range from 5-40
	aura light distribution		shine ring		marine grade (AISI 316 stainless steel)
	round wall or ceiling cut-out		integrated shine ring with diffuser		walk on
	square wall or ceiling cut-out		free individual colors 01-29		drive on
	the supplied jig specifies the cutout dimensions		individual colors: 00 (free of charge), 01-25 (extra charge)		Dark Sky Compliance
	minimum distance (meters) lamp - object		luminaire part to be colored (F1)		Americans with Disabilities Act (less than 4" off the wall located between 27"-84" from floor)
	recessed depth		luminaire part to be colored (F2)		lamp protected against explosion
	ceiling thickness in mm		luminaire part to be colored (F3)		blown glass using traditional methods by master glass blower
	ceiling thickness selection		luminaire part to be colored (F4)		acoustic material
	dimnable DP (phase), DV (0-10V), DD (dali), DS (step-dim)		luminaire part to be colored (F5)		protection class I, protection insulation
	included or excluded LED driver/transformer/control gear		color of 3-circuit adaptor		protection class II, protection insulation
	separately switchable		indirect diffuser		ETL Certified to UL and CSA Standards
	sensor		direct diffuser		UL Certified to UL and CSA Standards
	remote control		ball-proof (upon request)		CSA Certified to UL and CSA Standards
	available upon request		accessory		Certified for North American Standards

### IP RATING

	protected against ingress of solid bodies greater than 12.5mm (finger)
	protected against ingress of solid bodies greater than 2.5mm protected against sprays of water up to 60 degrees from the vertical (rain)
	protected against ingress of solid bodies greater than 1mm (wire) no protection against the ingress of moisture
	protected against ingress of solid bodies greater than 1mm (wire) protected against sprays of water up to 60 degrees from the vertical (rain)
	protected against ingress of solid bodies greater than 1mm (wire) protected against water splashed from all directions
	protected against limited ingress of dust (wet rooms/covered outdoor areas) protected against water splashed from all directions
	protected against ingress of dust protected against jets of water
	protected against ingress of dust protected against powerful jets of water or heavy seas
	protected against ingress of dust protected against immersion of water between 15cm - 1m for 30 minutes
	protected against ingress of dust protected against immersion of water under pressure for long periods

### IK RATING

	protected against 0.14 joules impact (equivalent to 0.25kg mass dropped from 56mm above the surface)
	protected against 0.2 joules impact (equivalent to 0.25kg mass dropped from 80mm above the surface)
	protected against 0.35 joules impact (equivalent to 0.25kg mass dropped from 140mm above the surface)
	protected against 0.5 joules impact (equivalent to 0.25kg mass dropped from 200mm above the surface)
	protected against 0.7 joules impact (equivalent to 0.25kg mass dropped from 280mm above the surface)
	protected against 1 joules impact (equivalent to 0.25kg mass dropped from 400mm above the surface)
	protected against 2 joules impact (equivalent to 0.5kg mass dropped from 400mm above the surface)
	protected against 5 joules impact (equivalent to 1.7kg mass dropped from 300mm above the surface)
	protected against 10 joules impact (equivalent to 5.0kg mass dropped from 200mm above the surface)
	protected against 20 joules impact (equivalent to 5.0kg mass dropped from 400mm above the surface)